



## Summary Feedback

### ST1 – ST4 Teaching Programme 2023

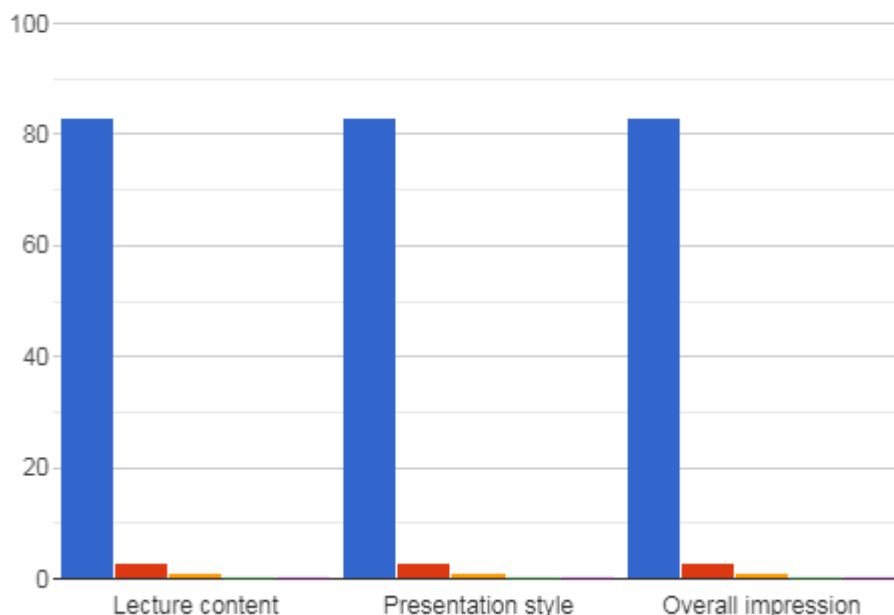
### **DKT FRCR 2B Practice Viva (Session 39) Neuroradiology: Top Tips For FRCR Exam (Part 1) (2<sup>nd</sup> November 2023) Delivered By: (Changez Jadun)**

#### Summary Points:

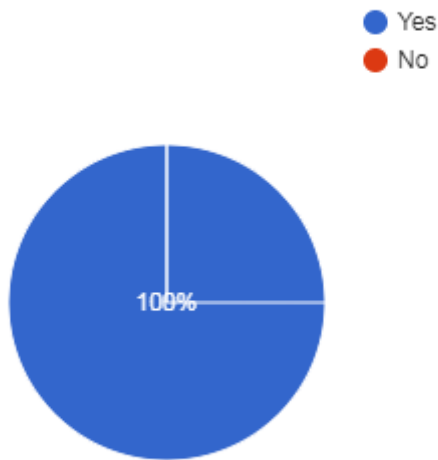
- ST1-ST4 teaching programme 2023 – FRCR 2B Practice Viva Session 39: 2 hours teaching time
- Total Attendees: 263 from 35 Countries (Algeria, Australia, Bangladesh, Canada, China, Czech Republic, Egypt, Hong Kong, India, Indonesia, Iraq, Ireland, Jordan, Kenya, Kuwait, Lebanon, Malaysia, Malta, Myanmar, Namibia, Nepal, Nigeria, Norway, Oman, Pakistan, Qatar, Saudi Arabia, South Africa, Sri Lanka, Sudan, Türkiye, UAE, UK, Yemen, Zimbabwe).
- Total feedback received from 87 participants

Please rate the following aspects of the session

Excellent    Very good    Good    Satisfactory  
Poor



Did you find it useful  
87 responses



## Testimonials

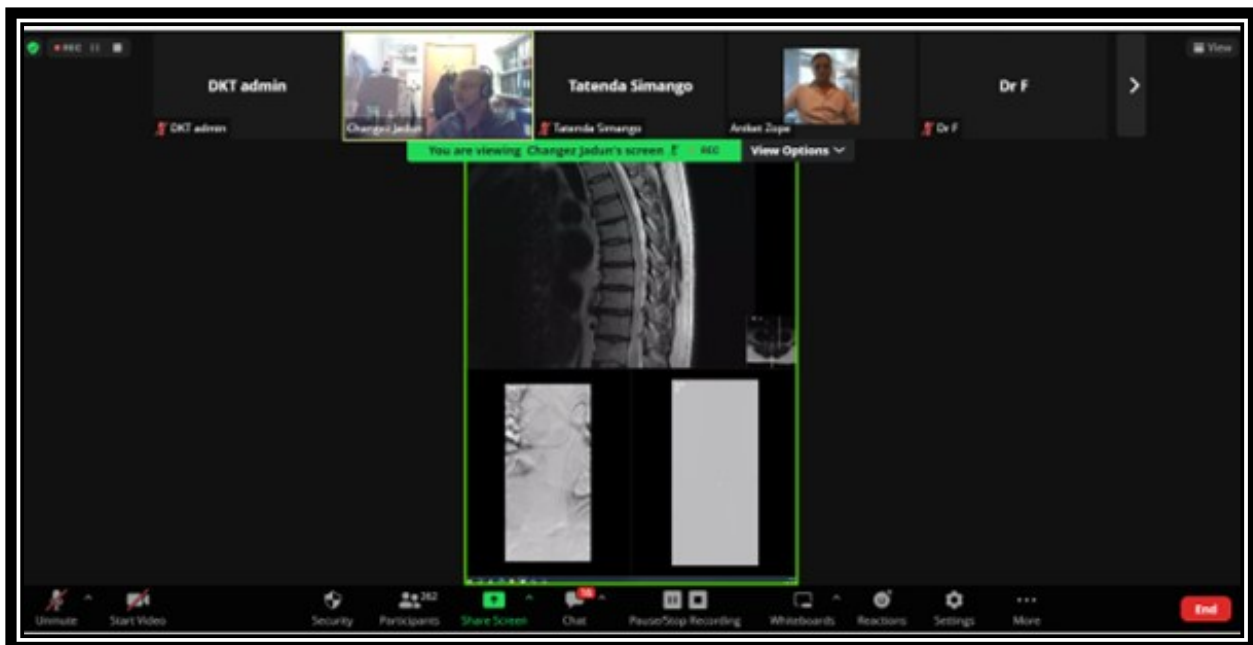
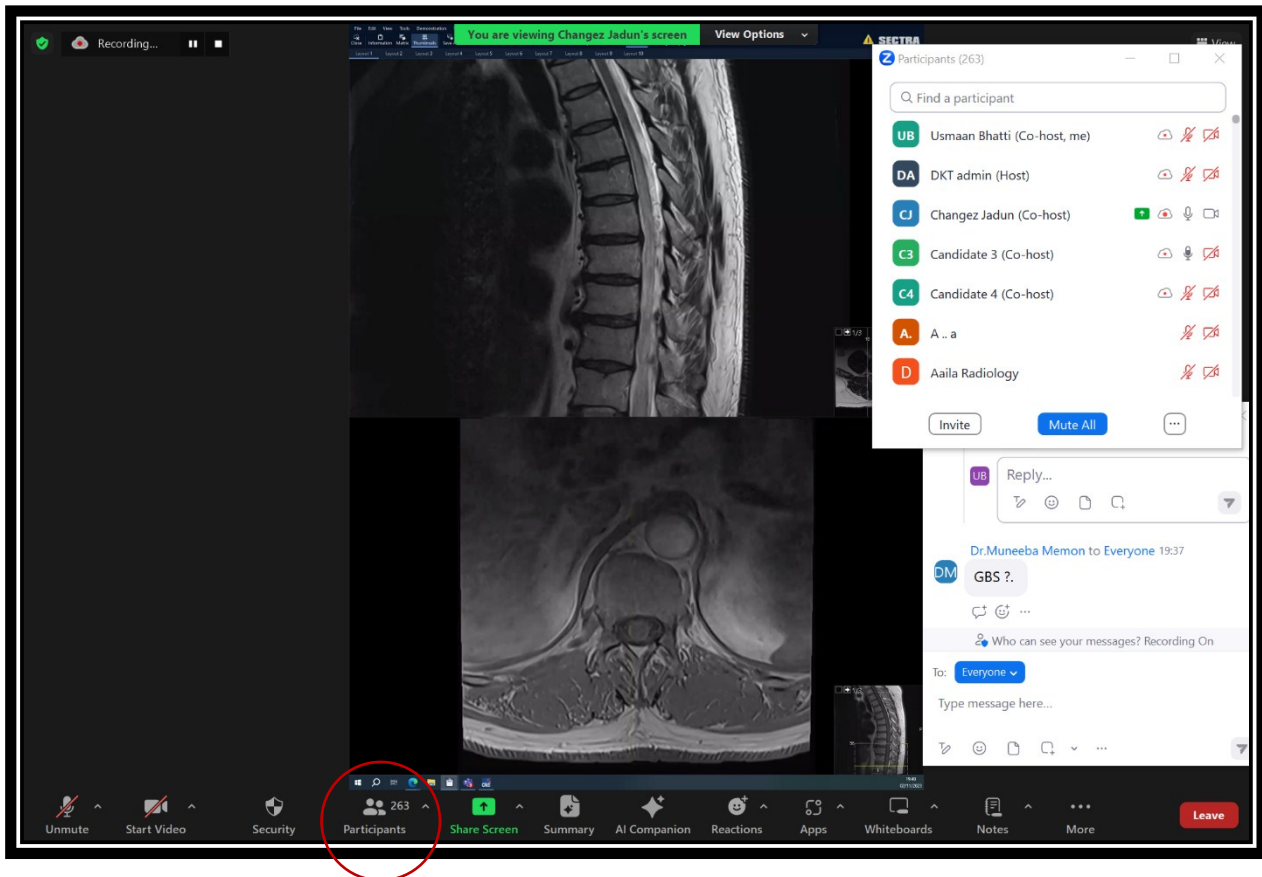
- I can now look at spine MRI with a more structured approach, and with better insight into possible pathologies related to clinical presentation! I needed this, thank you so much! (UK).
- Excellent teaching session. Made a tough part of nervous system (spinal cord) look extremely easy and reduced our nervousness. Kept me awake till the very end in India (India).
- Excellent teaching on spine I ever attended (Saudi Arabia).
- Everything was excellent. Dr Changez is loud and clear and let us know how to approach spine and have a logical thinking, perfect session (Jordan).
- Amazing cases. Made spine seem extremely interesting. Thank you Dr. Changez Jadun (India).
- Loved the instructor's teaching style. Interesting cases (Pakistan).
- Covered a tricky area of neuroradiology, spine MRI, in a structured way and made it less daunting (UK).
- It was excellent session, gave more insight about spinal MRI which is mostly deficient part in routine practice (Saudi Arabia).
- There were many learning points to glean from. I also understood better the CSF physiology (UK).
- Was an asset to my prep so far (India).
- Great session (Nigeria).
- Very useful. Amazing lecture (UK).
- It was a great lecture (Türkiye).
- The varied cases and take home messages at the end of each case were useful (Lebanon).
- Very interesting lecture (Egypt).
- Nice talk (Saudi Arabia).
- Very educative (Kenya).
- Very enlightening (UK).
- The lecturer was valuable (South Africa).

## DKT FRCR 2B Practice Viva - (Session 39) Neuroradiology: Top Tips For FRCR Exam (Part 1)

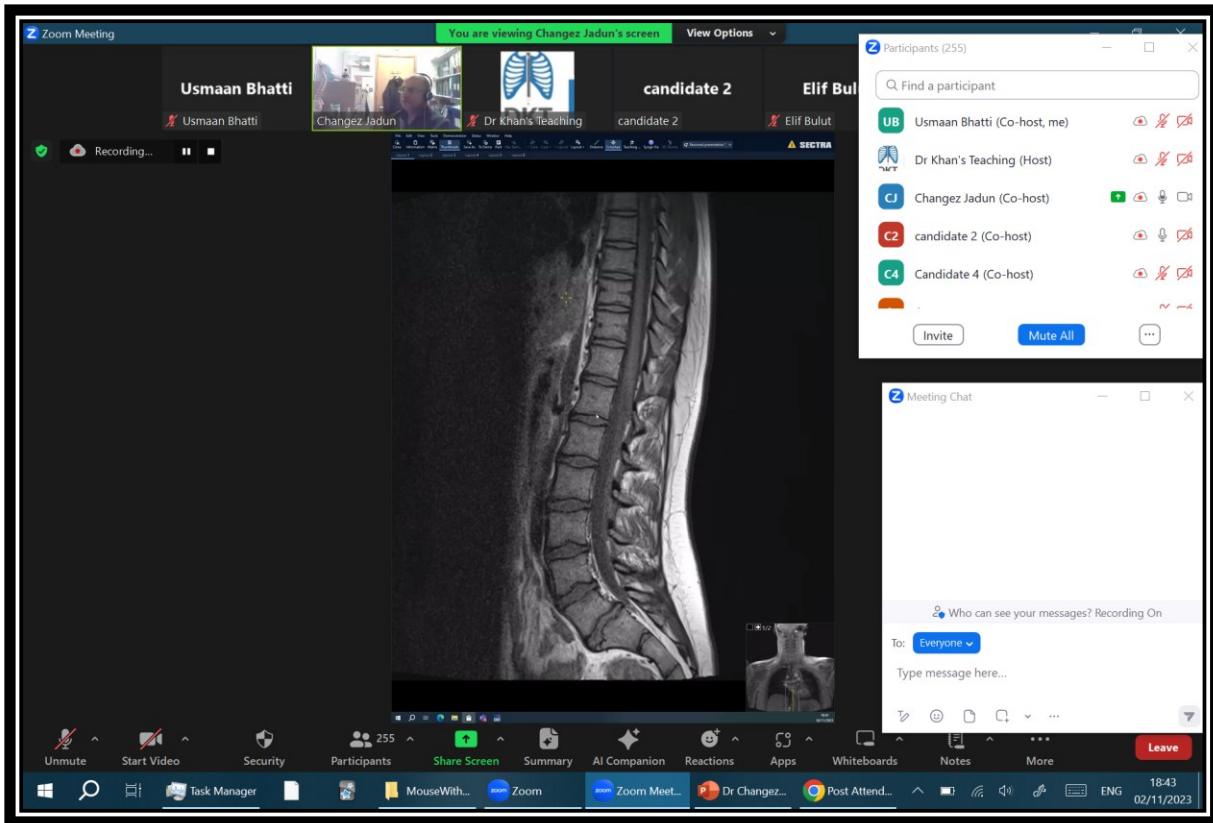
- Highlighting important topics were useful (Malta).
- Very important exam tips (Sri Lanka).
- Very unique cases (Pakistan).
- Nice, excellent learning points (UK).
- I liked the teaching. The cases are interesting (Nigeria).
- The cases and the explanation were spot on (Türkiye).
- Everything is valuable (UK).
- All were useful (Yemen).
- Cases very neat and the tutor was excellent (Türkiye).
- Sir Changez teaching is excellent (Pakistan).
- Excellent discussion (Oman).
- Excellent cases and teaching (Saudi Arabia).
- I liked the cases and teaching points (Kuwait).
- Excellent session (Pakistan).
- Cases selection and discussion was useful (UAE).
- Content was valuable (UAE).
- Images and description was useful (Pakistan).
- Excellent leaning tips (Sri Lanka).
- Interesting cases and valuable feedback (Algeria).
- I liked the cases with beautiful explanation (Pakistan).
- Nice cases. Interpretation and dd was useful (Saudi Arabia).
- The cases and lecture was valuable (India).
- Amazing cases with wonderful explanation (India).
- Excellent cases and teaching (UK).
- I liked the learning points (UK).
- Great cases to highlight key points (Scotland)
- IT covers many of the spinal lesions and that was awesome (Saudi Arabia).
- Cases were excellent and were explained in detail (Pakistan).
- I liked the stepwise explanation by the moderator (UK).
- Excellent cases and very informative detailed teaching (Egypt).
- Concepts are valuable (India).
- The cases and explanation and the approach to spinal cord lesions were useful (UK).
- Interesting cases with key learning points (Qatar).
- Systematic and comprehensive session (Türkiye).
- Every bit of lecture was useful (Oman).
- All the cases were excellent (Saudi Arabia).
- Excellent cases with useful exam tips (Pakistan).
- The case selection and teaching points were extremely helpful (Pakistan).
- Knowledge was valuable (UK).
- Very informative (UAE).
- Great teaching (Pakistan).
- Great teaching session (UK).
- Excellent way of teaching (Yemen).
- Learnt a lot (Saudi Arabia).

# DKT FRCR 2B Practice Viva - (Session 39) Neuroradiology: Top Tips For FRCR Exam (Part 1)

- Excellent cases (Sri Lanka).
- Excellent teaching session (Algeria).
- Fantastic (Saudi Arabia).
- Great. Thank you very much Dr Chadun (UK).



# DKT FRCR 2B Practice Viva - (Session 39) Neuroradiology: Top Tips For FRCR Exam (Part 1)



=====XX=====XX=====